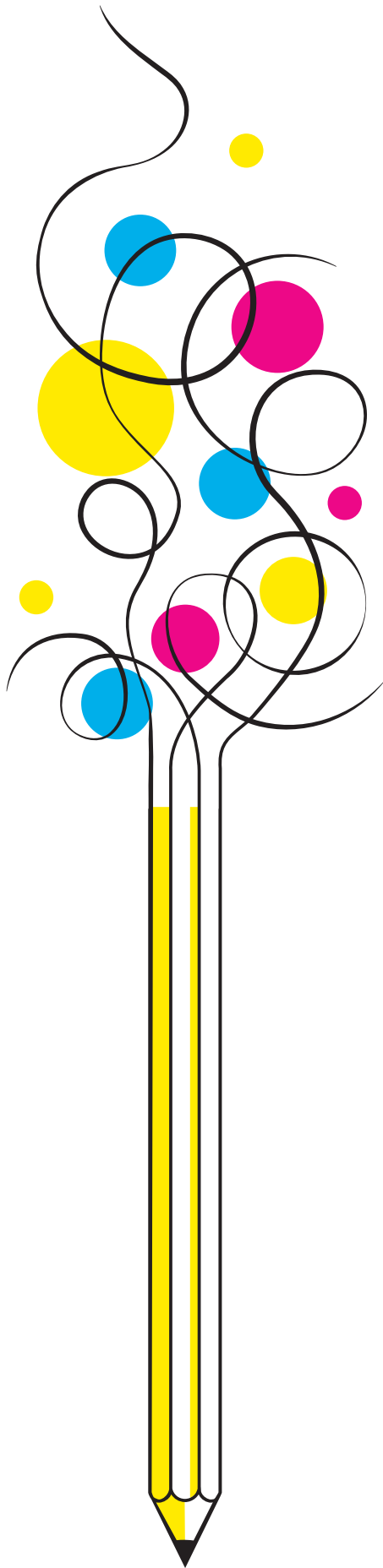


WAEA Fall Conference October 26-27, 2023

East Jr High 311 Lincoln St
Wisconsin Rapids, WI 54494



inspire
create
repeat

Welcome!

I am thrilled to be welcoming you to **INSPIRE. CREATE. REPEAT.** For our 2023 Fall Conference. Teaching art is an extraordinary career, but there are days when we are filled with doubt and find it hard to do what we love. Leah and I hope that you find inspiration here that will invigorate you to return to your classrooms with joy and excitement. Your students need you and you need them. You are molding our future's creative thinkers: future architects, artists, creatives, photographers, and designers. We hope you find this fall conference to be a magical experience that will allow you to be **INSPIRED** and **CREATE** new ideas and lessons that you can take home and **REPEAT**.

We are so blessed to have an organization that is filled with many talents. New this year we are having **ART AFTER DARK** from 6-9pm on Wednesday. Check in early and get pumped up and ready for an amazing conference! Some of our art educators are also musicians and are hoping you will come jam with them. If you play an instrument please bring it, as we are going to be very informal. We are also going to socialize and make art! Bring your creative minds and silkscreen tote bags with us! (Tote bags will be for purchase for \$10)

If you love coffee, Higher Grounds will provide free regular or decaf coffee for all participants during registration and session A, from 7:00-9:00 am on Thursday and Friday. Starting at 8:00am we jump right in with our sessions. We have a great balance of topics and speakers that we are so excited to be able to present to you!

We are beyond excited to be bringing in two dynamic and colorful art educators who have both significantly contributed to the creativity of art teachers nationwide. Our Thursday keynote is Kiesha Casiano. Keisha is the creator of the Instagram account Art Fun With Ms C and has gone viral for her growth mindset planter project. She is an art educator from Texas who found art to be not only her outlet, but for a time, her only form of communication. Growing up diagnosed with a learning disability and finding support in the arts has helped her to connect with her students to create a safe learning environment that incorporates all of their learning styles. You can learn more about Kiesha at www.artwithmscasiano.com. Keynotes both days will be paired with lunch on your own from food trucks outside.

After Thursday's sessions, please join us in the Little Theatre at East Junior High for our awards ceremony, induction of new art fellows, and our makers market in the cafeteria. Our makers market will feature fellow makers sharing what they love to create in their free time. Come to shop, bring something to work on, or come just to chat. All are inspiring!

Our Friday keynote is Laura Lohmann, the creator of the blog Painted Paper Art as well as the author of the book Mini Masterpieces. She's been teaching elementary art for 25 years in Ohio. She is a mom to two lovable kids and loves a great cup of coffee, a beautiful sunset, Art Museums and of course, a new container of paints. When Laura is not teaching and creating painted paper with little folks, she loves taking photos to inspire new lessons. You can find her fun lessons at www.paintedpaperart.com.

Finally, join us Friday for our wrap up party. We have some wonderful vendors who have made some amazing donations to our raffle prize-apalooza! You must be present to win!

We would like to give a special thank you to the Wisconsin Rapids School District who has been a dream to work with and very generous in providing a conference venue again this year. Finally, a big thank you to **YOU**. Thank you for joining us for this conference. We are **SO** excited to see you again!



Leah Keller & Jana Strobel
Conference Co-Chairs

Schedule Overview

Wednesday, October 25, 2023

6:00 pm - 9:00 pm Registration | East Jr. High School
6:00 pm - 9:00 pm Art After Dark Event | East Jr. High School

Thursday, October 26, 2023

7:00 am - 3:00 pm Registration | East Jr. High School
7:00 am - 8:00 am Coffee & Conversation | East Jr. High School
8:00 am - 8:45 am Session A
9:00 am - 9:45 am Session B
10:00 am - 10:45 am Session C

11:00 am - 11:45 am Session D - Keynote: OR Lunch Option 1
12:00 pm - 12:45 pm Session E - Keynote: OR Lunch Option 2

1:00 pm - 1:45 pm Session F
2:00 pm - 2:45 pm Session G
3:00 pm - 3:45 pm Session H
4:00 pm - 4:30 pm Hors d'oeuvres and Social | East Jr. High
4:30 pm - 5:30 pm Awards Ceremony and Fellows Induction | East Jr. High
6:00 pm - 8:00 pm Makers Market | East Jr. High

Friday, October 27, 2023

6:00 am - 7:00 am "Running with Scissors" Annual 5K Fun Run/Walk | Meet in Hotel
Mead Lobby
7:00 am - 9:00 am Registration | East Jr. High School

8:00 am - 8:45 am Session J
9:00 am - 9:45 am Session K
10:00 am - 10:45 am Session L: Divisional Break Outs

11:00 am - 11:45 am Session M OR Lunch Option 1
12:00 pm - 12:45 pm Session N OR Lunch Option 2

1:00 pm - 1:45 pm Session O
2:00 pm - 2:45 pm Session P

3:00 pm Wrap Up Party and Raffle Drawing | Cafeteria

East Juinor High | Map

Wisconsin Rapids East Jr. High School
311 Lincoln St



Conference Keynotes



● keynote ●
**Laura
Lohmann**

Painted Paper Art
&
“Mini Masterpieces”

Lauren Lohmann is the creator of the blog Painted Paper Art as well as the author of the book Mini Masterpieces. She’s been teaching elementary art for 25 years in Ohio. She is a mom to two lovable kids and loves a great cup of coffee, a beautiful sunset, Art Museums and of course, a new container of paints. When Laura is not teaching and creating painted paper with little folks, she loves taking photos to inspire new lessons. You can find her fun lessons at www.paintedpaperart.com



● keynote ●
**Keisha
Casiano**

@ArtFunWithMs.C

Keisha is the creator of the Instagram account Art Fun With Ms C and has gone viral for her growth mindset planter project. She is an art educator from Texas who found art to be not only her outlet, but for a time, her only form of communication. Growing up diagnosed with a learning disability and finding support in the arts has helped her to connect with her students to create a safe learning environment that incorporates all of their learning styles. You can learn more about Kiesha at www.artwithmscasiano.com

Conference Highlights



Art After Dark

Wednesday Oct. 25th from 6:00 pm - 9:00 pm
at East Junior High Fieldhouse

Check in early and get pumped up and ready for an amazing conference!

- Live music (bring your instrument and join in!)
- Open mic (come sing with the band!)
- Socializing
- Silkscreening on Tote Bags
- Art making!



Makers Market

Thursday Oct. 26th
6:00 pm - 8:00 pm
at East Junior High Cafeteria

Are you a maker? Do you have an Etsy shop or just like to create and sell your work? Please join us for our 6th annual Makers Market.



Registration for the Makers Market ends on Friday, October 1, 2023. Once registration is closed, you will receive event details including time and location for set up. Please contact Kathryn Rulien-Bareis at waeavdc@gmail.com with any questions. Table space is FREE to members as a members' benefit. Non-members will need to pay \$10.

Sign up here: <https://forms.gle/QQ6YsGAZKHyKXSAb8>



“Running with Scissors” Annual 5k Fun Run/Walk!

Friday Oct. 27th

6:00 am

Meet in the Hotel Mead Lobby

Are you up for an early morning session? Lace up those running or walking shoes, grab a sweatshirt and hat, and get out to meet with the early risers. What better way to start your day than meeting up with other art teachers, makers, and advocates than an early morning outing?

T-Shirt will be given to ALL participants. Please sign up.



Sign-up HERE: <https://forms.gle/ybjqZxaRcddoRmeH9>



wisconsin *art education* association

Student Scholarships

Preservice students can apply for a conference scholarship to attend!

Apply here: <https://forms.gle/VwQmk8iJTd28Bmft6>

Help SPONSOR a Preservice Student so that they may attend the conference! Attending conferences is such a great way to help Preservice Students

network and learn about professional organizations, experience high quality professional development and meet vendors. Student rates for the conference are \$25 for a WAEA member and \$70 for a non-member (which includes membership). Your donation big or small will be pooled and used to bring as many students to the conference as possible. Select this choice during online registration to donate!



Wrap Up Party & Raffle

Raffle tickets will be available to purchase throughout the conference: \$1 each | \$5 for 7 OR Wingspan for \$20. All proceeds go towards WAEA sponsored events such as Youth Art Month, Visual Arts Classic and Visioneer Design Challenge. Raffle drawing will be on Friday October 27th at 3:00 pm in the Cafeteria. **You must be present to win!* Prizes and baskets donated by the WAEA Board Members & Vendors & Sponsors.



Conference Registration

Online registration begins September 1st!

Step One:

Make sure that your NAEA/WAEA membership is up to date. You can join or renew your membership <https://www.arteducators.org/promo/join>



Step Two:

Register for the conference and choose your sessions.

<https://www.wiarted.org/2023-conference.html>



Note:

You must register for your sessions online. Hands-On workshops fill up quickly! Make sure to register early to secure the sessions you would like to attend.

Conference Rates

Active NAEA/WAEA Member: \$145

Non-Member: \$235 (this includes WAEA membership & Conference)

Student Member: \$25

Student Non-Member: \$70

Retired Teachers: Free!

Payment Info:


- Credit Card Payments accepted when you register online

Food Trucks



Food Trucks!

This year lunch will be on your own! Enjoy a variety of local food trucks in the parking lot or explore local options in Wisconsin Rapids. Bringing your own lunch is an option too!



Thursday, October 26, 2023

Session A | 8:00 am - 8:45am

A. 1 The Positive Art Room | Kathryn Sowinski

Room #322 RUBY RED

Elem & MS Seminar

Positive learning environments help students feel safe and increase engagement in learning about and making art. Learn strategies for creating a positive learning environment in art, including arranging the learning space and materials, establishing classroom routines, fostering social skills, building relationships with students and families, and providing opportunities for choice.

A. 2 Mastering the Art of Peer Critiques | Angie Hamele Szabo

Room #320 CARROT ORANGE

K-12 Seminar

Running student critiques is a skill that many art educators struggle with. How do you engage students? Encourage helpful dialogue? Structure the process? How to get past the cursed "I like it"? Make it a process students look forward to? I'll answer all of these questions, talk about how to scaffold for different age levels, and practice the process with you. You'll leave with materials (digital and physical) to help you implement the process in your room.

A. 3 Deepening Your TAB or Choice-Based Practice | Bridget Kudrle & Kayla Elliason

Room #318 SUNNY YELLOW

K-12 Seminar

Effective educators encourage their students to reflect, revise, and refine as a meaningful part of the creative process. Just like students, TAB and choice-based educators need to reflect on their own creative process—the art of teaching. In this session participants will design their own professional growth plan for the next 3-5 years. Participants will set goals and plan for multiple pathways of growth for students and themselves as an educator and artist. Design templates will address these topics: learning & research about pedagogy, deepening learning through additional studio opportunities, student curated goal setting, plans for advocacy, sharing of knowledge to the art education community, and personal artistic goals. Each participant's professional growth plan will include action steps to keep them on track. Every plan is also easily adaptable for inclusion in formal Effective Educator Plans (EEP) and can be used as evidence of growth for your Professional Practice Goals (PPG).

A. 4 Standards-Based Learning: Breaking in Down in 4 Easy Steps | Renee Schumacher

Room #316 LIME

K-12 Seminar

Standards-Based Learning! Let's break it down! Learn what Standards-Based Learning is and how to design your learning with four easy steps. Leave with concrete, tangible ideas! Suitable for all grade levels!

A. 5 Arts-based research in the classroom | V. Soria-Martinez, A. Craven, S. Miller

Room #314 MINT

K-12 Seminar

As inquiry-based learning gains momentum as a student-centered model for best practices in education, this presentation will explain what inquiry can look like in the art classroom. To do so, we will show examples of inquiry trails, which is the way that learning is organized and broken down in lessons, designed to maximize student engagement and self-directedness. During this session, we will discuss what creative inquiry-based art integration is (Marshall, 2019), as well as cross-cutting concepts with other areas (such as math, science, socials and language arts), and steps for implementation and organization of learning in inquiry trails. Then we will explore examples of specific examples carried out in the teacher preparation classroom, as well as inquiry trails designed by future art teachers. This topic is highly relevant as the arts are often relegated and underfunded, as they are usually regarded as less important than other areas. This presentation will show how reinforcing cross-cutting concepts across all areas through the arts is highly beneficial for students and may impact overall learning positively, while keeping an emphasis on the value of the arts themselves. Attendants to this session will gain a set of tools that they may be able to use in their classroom to impact student engagement, and to advocate for the arts with colleagues, administration and families.

Thursday, October 26, 2023

Session A | 8:00 am - 8:45am

A. 6 Fiber + Jewelry = Fun! | Natasha Lewis

Room #308 SKY BLUE

K-12 Hands On

Natasha Lehrer Lewis, of Esther's Place, shares ideas, samples and inspiration for three jewelry projects that use fiber art techniques and you will create a pair of earrings/ or keyring in class! These concepts can be used with a variety of age groups and skill levels.

A. 7 Smash Books | Angie Hemker

Room #306 CYAN BLUE

MS & HS Hands On

Participants will use a discarded hardcover book to create a new book that is ready to be filled with their own creative ideas.

A. 8 Supersized t-Shirt Weaving | Jen Martens

Room #311/313 NAUTICAL NAVY

Elem Hands On

Have you ever created a potholder using those fabric loops as a kid? In this session, you will be able to make one in super size using recycled t-shirts. When you leave this class you will have all the information you need to weave giant creations with your class.

A. 9 Yellowstone | STEAM | Sarah Fredrikson

Room #319 PLUM

K-12 Hands On

Have you ever wondered how to bring STEAM into your classroom? In this session, you will learn about a professional development opportunity through Yellowstone Forever plus you will try out a hands-on project created during my experience at Yellowstone.

A. 10 Wandering Wisconsin Grotto Tiles | Xoe Fiss and Louise Berg

Room #323 HOT PINK

K-12 Hands On

Join the education team from the John Michael Kohler Arts Center for an engaging, accessible project inspired by artist-built environments throughout Wisconsin. This lesson is adaptable for all grade levels and abilities.

A. 11 Hand Lettering for Everyone! | Rizzie Fisher

Room #307 Pastel Pink

K-12 Hands On

Are you someone who likes to doodle? Are you an unofficial school wide poster maker? I will be hosting a quick tutorial on brush lettering! We will be using large and small brush pens to enhance our writing and learn the basics of hand lettering and modern calligraphy! I

A. 12 Vendor Meet N Greet

Fieldhouse

In the fieldhouse you will have options to not only visit with our vendors, but also to find more information about our student programs; Youth Art Month, Visual Arts Classic, and Visioneer Design Challenge. Our Retired Educators will have a hands on art opportunity for you that will be auctioned off at the end of the conference. You can also take advantage of table space to work on art, network, or socialize. Lots to see and do in this session!

Thursday, October 26, 2023

Session B | 9:00 am - 9:45am

B.1 Navigating Kinderland | Michelle Velasquez-Klopp

Room #322 RUBY RED

Elem Seminar

Early Elementary Teacher will share strategies and tips for working with our youngest students. Everything from handwashing to teaching vocabulary, managing supplies and stations to ELA integration. Time will be available for participants to share their successful hints as well.

B.2 Visual Arts Classic! | Dave Pawl & Jana Strobel

Room #320 CARROT ORANGE

HS Seminar

Come join in the fun of the Visual Arts Classic! Interested, new and experienced coaches can come participate in the discussion, see examples of projects and prompts, and share their ideas. Learn more and help shape the future of this exciting competition for high school art students.

B. 3 Middle School Lesson Plan Exchange | Kayla Elliason

Room #318 SUNNY YELLOW

Seminar

Bring 25 copies of your favorite lesson plan and spend this session sharing out ideas, tips and tricks. Leave the session with 25 new lessons to use with your students right away!

B.4 AUTOCRAT - Let's put Google Forms and Docs to use | Frank Korb

Room #316 LIME

K-12 Seminar

As art teachers, organizers, directors, and all those who pull data together for use through Google Forms or Sheets, we are also individuals who need that information to be put to use in other formats like Google Docs, Artwork Labels, and perhaps various forms for our personal, student, or institutional use. This is a conversation that will show you how to take input from yourself or others to use in creating a myriad of outputs that can make all that we do for our communities a little easier and more streamlined. ****Please bring your laptop and make sure you can put an add-on into Google Forms.****

B.5 Museum to Classroom and Back | Sarah Ozurumba

Room #314 MINT

K-12 Demonstration

Try out a few new gallery activities from the Milwaukee Art Museum and share feedback and ideas on bringing the activities back to your classroom. Activities will include drawing, writing, and facilitated conversations.

B.6 Art Mixology | Kris Bakke

Room #308 SKY BLUE

K-12 Hands On

This is mixed media at its core. Learn about brushes, art materials and hands on mixed media art on one sheet of paper. This is a full contact workshop. Be ready to share ideas, learn new things, and create a one sheet wonder.

B.7 YAM Make and Take | Jen Dahl and Kathryn Rulien Bareis

Room #306 CYAN BLUE

K-12 Hands On

YAM Make and Take come and make some simple projects and learn all about how you can be part of Youth Art Month!

B.8 Plaster Spiders | Natalie Kotnik

Room #311/313 NAUTICAL NAVY

K-12 Hands On

Participants will learn about Louise Bourgeois, her art and the iconic Maman. They will then be creating a miniature spider sculpture in her style using plaster and wire.

Thursday, October 26, 2023

Session B | 9:00 am - 9:45am

B.9 Dragons! | Kelly Kokko-Ludemann

Room #319 PLUM

Elem Hands On

Students LOVE dragons! There are so many options to have dragon units for elementary students. I will share some of the projects that I have used for grades 1-5 and take some time to make part of the 3rd grade paper sculpture dragon that is by far the kids' favorite!

B.10 Mini Masterpieces Inspired by Berthe Morisot | Laura Lohmann

Room #323 HOT PINK

Elem & MS Hands On

Create with Laura of Painted Paper Art using simple art materials, such as tempera paint, construction paper and paint brushes that are the tools used to create your own mini masterpieces. Handouts will be provided.

B.11 Tons of Tools for Adaptive Art | Sue Loesl & Jeni Maly


Room #307 Pastel Pink

K-12 Hands On

How can you make an adaptive tool? This workshop will supply you with a variety of materials to create your own adaptive tools to bring home to your classroom. Create one from example or be creative and make your own!

B. 12 Vendor Meet N Greet

Fieldhouse



Woven Impressionistic Paintings

Lesson Plan for Grades 5-12

Weave it all together: one scene, two impressions, and one dynamic composition with built-in perspective

Changing only the light, students paint two watercolor scenes of the same subject and composition, then weave them into a single artwork.



SCAN TO VIEW LESSON PLAN

CHECK OUT NEW lesson plans and video workshops for students of all ages at [DickBlick.com/lesson-plans](https://www.dickblick.com/lesson-plans)




Request a **FREE 2023 Catalog!**

[DickBlick.com/customer-service/catalogs/](https://www.dickblick.com/customer-service/catalogs/)

BLICK®

DickBlick.com

800•447•8192



Thursday, October 26, 2023

Session C | 10:00 am - 10:45am

C.1 Enhancing Your Art Program with Artsonia | Devon Calvert & Briana Cleary

Room #322 RUBY RED

Elem Seminar

Learn from two Wisconsin art educators on how they use Artsonia, the world's largest free digital portfolio collection as an organizing, communication, reflection, fundraising, archiving and grading tool. If you are new or a veteran wanting more out of Artsonia, this session is for you!!

C. 2 High School Lesson Plan Exchange | Jessica Matteson

Room #320 CARROT ORANGE

Bring 25 copies of your favorite lesson plan and spend this session sharing out ideas, tips and tricks. Leave the session with 25 new lessons to use with your students right away!

C.3 Calming the Chaos | Ciera Adams-Resheske

Room #318 SUNNY YELLOW

K-12 Seminar

Teaching neurodiverse and developing students as an art teacher with newly diagnosed ADHD, I will share a bit about how my own mind struggles and succeeds in a dynamic classroom, and how to help my students more effectively on this journey.

C.4 Art Teacher Side Hustles & Business Tips | Jill Fortin & Justin Markgraf

Room #316 LIME

K-12 Seminar

Amazing Ideas for Art Teacher Side Hustles & The Basics of Starting a Legal Business in Wisconsin

C.5 Extraordinary Experiences at Bergstrom-Mahler Museum of Glass | K Kositzke & T Moeller-Roy

Room #314 MINT

K-12 Demonstration

Join Museum Educators from Bergstrom-Mahler Museum of Glass as they describe the extraordinary experiences offered for school visitors. Museum offerings include docent led tours, fused glass hands on projects, glass blowing and flame working demonstrations. Included will be a brief history of the museum, visuals of the museum's collection and more.

C. 6 Creating the Most Effective Art Club | Justin Mane

Room #308 SKY BLUE

Elem Seminar

This session will cover the process of creating an engaging art club at your school. During this session you will get resources and tips on the steps to begin creating an art club, along with ideas on how to get funding, what activities to do, how to set expectations and how to keep the kids excited all year around. By the end of the session you will have everything you need to take the leap and to start a club that you will enjoy just as much as your students!

C.7 Pop Art Soft Sculptures | Kathryn Sowinski

Room #306 CYAN BLUE

MS & HS Hands On

Engage your students with a soft sculpture project! Inspired by squishmallows, stuffed animals, Pop Art, and contemporary fiber artists, students learn how to sew soft sculptures of personally significant objects. Participants will learn how to guide their students through research, planning, skill development, construction, and self-assessment.

C.8 Felted Upon Soap | Linda Evans

Room #311/313 NAUTICAL NAVY

K-12 Hands On

We will use a variety of wool felting fibers in light wispy layers to felt upon a bar of Ivory Soap. Learn an easy process for wet felting. I had my first graders felt a bar of soap for Mother's Day every year. This project can be done in about an hour. Even adults enjoy this easy but elegant process. The best part is the result each completed piece is unique. I am thinking of kicking it up a notch with added embellishments. If you want to Felt Upon Soap with me please bring a bath towel to the workshop. (I am retired and can no longer bring my terry towel art room towels.)

Thursday, October 26, 2023

Session C | 10:00 am - 10:45am

C.9 Gelli printing | Mandy Zdrale, Xoe Fiss

Room #319 PLUM

Please join us in this Gelli sponsored session and learn the basics of monoprinting with Gelli plates. All grade levels welcome!

K-12 Hands On

C.10 Bad to The Bone: Let's Make Fossils | Dustin Anderson

Room #323 HOT PINK

A "DIN-AMIC" lesson that is sure to engage all of your upper elementary paleontologists. Use up your odds and ends of clay leftovers to build a mold, press with found objects and dinosaur toys and cast with plaster. Plaster is the classic museum-quality replica casting material used by scientists for centuries. Lesson tied to literature and Mary Anning - Princess of Paleontology!

Elem Hands On

C.11 Let's create pen/ink and watercolor Picasso inspired self portraits | Faye Barber-Schmuhl

Room #307 Pastel Pink

Create Picasso/Cubism self portraits with pen and ink zentangle and watercolors.

MS Hands On

C. 12 Beginning Kiln Maintenance | Tara Swartout

Fieldhouse

New to kilns or kiln maintenance? Come learn how to extend the life of your kiln! Ed and Tara have over 50 years of kiln repair experience to share. Come learn, discuss, and perform easy and simple repairs & preventative maintenance. All tools provided!

K-12 Hands On

C. 12 Vendor Meet N Greet


Fieldhouse

United Art & Education®

UnitedNow.com

Art supplies, classroom resources & more!

- Art Supplies
- Canvas
- Paint
- Brushes
- Fine Art Paper
- Graphic Arts
- Sketchbooks
- Portfolios
- Pastels
- Charcoal
- Markers
- Printmaking
- Craft Kits
- Unique Toys
- & So Much More!



Request our Art Materials Catalog online at UnitedNow.com!

Thursday, October 26, 2023

Session D | 11:00 am - 11:45am

D.14 Keynote | Keisha Casiano

Little Theater

D.13 Lunch- Food Trucks

Cafeteria

D.12 Vendor Meet N Greet

Fieldhouse



● keynote ●
**Keisha
Casiano**

@ArtFunWithMs.C

Thursday, October 26, 2023

Session E | 12:00 am - 12:45am

E.14 Keynote | Keisha Casiano

Little Theater

E.13 Lunch- Food Trucks

Cafeteria

E.12 Vendor Meet N Greet

Fieldhouse

School of Art & Design

The School of Art & Design is an artistic and intellectual community that fosters creative thinking and lifelong learning. The creative skill set our students acquire has a unique balance of fine art, design, history, theory, and innovation – all within a hands-on environment where students have opportunities to apply their education to real-world problems and solutions.

Program Offerings:

- BFA Animation & Digital Media
- BFA Game Design & Development
- BFA Graphic Design & Interactive Media
- BFA Industrial Design
- BFA Interior Design
- BFA Studio Art
- B.S. Arts Administration & Entrepreneurship
- B.S. Video Production
- B.S. Art Education



Learn more today!

Scan the QR code or visit
www.uwstout.edu/soad

UNIVERSITY OF WISCONSIN
STOUT

SCHOOL OF ART & DESIGN

Program Office
Applied Arts 324
715.232.1477

Connect students to the Milwaukee Art Museum with tours and classroom resources.



- Find personal inspiration all year with FREE admission for WI K-12 teachers
- Engage students with docent-guided tours, self-guided tours, or virtual tours year-round: mam.org/visit/group-tours/
- Support curriculum with lesson plans, writing activities, videos, and more

Visit teachers.mam.org to explore digital resources, sign up for Teacher eNews, and schedule on-site or virtual tours for the school year. We look forward to sharing art experiences with you and your students!

MILWAUKEE
ART
MUSEUM

Thursday, October 26, 2023

Session F | 1:00 pm - 1:45 pm

F. 1 An Insiders Look into the Art and Design College Scholarship Process | Molly Noyes Room #322 RUBY RED **HS Seminar**

Have you ever wondered how art colleges award merit scholarships? Is it entirely based on the portfolio? Should a student planning to major in Industrial Design have a portfolio that looks different than a student planning to major in Painting? How much does observational drawing really matter? What content is too inappropriate to include in a college portfolio submission? If you have found yourself asking any of these questions, this session is for you! In this session, we will discuss specific criteria art colleges are looking for in prospective students. Stories and real life examples will be shared from inside an art school admission office. Strategies on portfolio development will be introduced to help cultivate high school students to their full potential.

F. 2 Exploring Visual Language, Storytelling, and Design | Frank Juárez Room #320 CARROT ORANGE **K-12 Seminar**

In this seminar, art students connect life experiences with a term we often hear – impact. They infer its meaning to craft their own narrative. Through art, design, and placement they create large-scale word sculptures so that others can reflect and engage.

F. 3 Arts Integration: Get the Train to Leave the Station | Krista Frenz Room #318 SUNNY YELLOW **K-12 Seminar**

Time. We always want more prep/planning time. This session will walk you through some great ways to collaborate efficiently with online tools. Connect with colleagues to get your art integration projects chuggin' down the tracks!

F. 4 Art Advocacy Roundtable | Jennifer Handrick Room #316 LIME **K-12 Seminar**

Facilitated by the WAEA Advocacy Chair, everyone will have the opportunity to share art advocacy resources and techniques, as well as concerns around the need for more art advocacy as the school, district, and state level. We all do this because we know how important it is, but what are the best approaches for spreading that passion and knowledge to make real change for our students? This session is for everyone but will be especially helpful for those newer art teachers who didn't realize how much "marketing" was going to be involved in being an art educator. Veteran teachers, please come and share your expertise!

F. 5 Teacher Fellowship at JMKAC | Xoe Fiss & Jeni Maly Room #314 MINT **K-12 Seminar**

What would you do to get your students' artwork into the John Michael Kohler Art Center? This session will give you all the tips & tricks on how to land your students artwork at the JMKAC! Join us for an informational session along with teacher participant discussion. Who wouldn't want to jump at the chance if there is a free field trip involved? How about a published lesson plan? Yup, come check it out!

F.6 It's Hip to be Contemporary | Devon Calvert Room #308 SKY BLUE

Come learn how to begin the process of incorporating the world of contemporary art into your elementary classroom. Find out why the presenter changed his classroom practices, resources to find new and exciting artists, and loads of projects inspired by them. Dip your toes into the world of contemporary art teaching!

F. 7 Carving Out Space for Art & Nature | Rachel Hausmann-Schall & TBA Room #306 CYAN BLUE **Elem & MS Hands On**

Museum educators will present a hands-on project inspired by artwork from Birds in Art, an annual juried exhibition at the Woodson Art Museum in Wausau, WI. Participants will "Make & Take" a carved feather and learn how to apply tactile art-making techniques in the classroom. With inspiration from a broad range of international avian artists, educators will take in the possibilities of combining nature, science, and art in their curriculum.

Thursday, October 26, 2023

Session F | 1:00 pm - 1:45 pm

F. 8 Folk Art Houses in the Garden | Laura Lohmann

Room #311/313 NAUTICAL NAVY

Elem & MS Hands On

Create 2-D miniature painted paper houses in a delightful, whimsical garden. Explore the process of creating painted paper, layering details, and adding a magical painted environment inspired by various children's literature.

F. 9 Mini Plushies & Sewing Tips | Mandy Culver, Susie Belzer, Sarah Krajewski

Room #319 PLUM

K-12 Hands On

Join us for a hands on learning experience designing and sewing mini plushies! These can be made into pins, magnets or just for kids to collect. We'll explore some helpful tips and tricks to use in the classroom when sewing and share past projects.

F. 10 Printmaking with Erasers! | Theresa Habeck

Room #323 HOT PINK

MS & HS Hands On

Looking for a quick and fun printmaking project for Middle or High School Students? Look not further! This session we will make a watercolor background and add out little eraser stamp on top for a visually appealing and budget friendly project!

F. 11 Basic pencil drawing skills that will improve technique(s). | Barbara Rihm

Room #307 Pastel Pink

MS & HS Hands On

As an accomplished pencil artist, I would enjoy working with teachers interested in teaching some basic drawing skills that will create interest and skills for making a better drawing. It involves simple tools and basic techniques that will teach students how to improve their drawing process to get the results desired.

F. 12 Vendor Meet N Greet

Fieldhouse



MIAD Introduces Fashion and Apparel Design Major

Long recognized as a conduit to pattern, apparel and textile designers and makers in the industry, MIAD is thrilled to announce its new Fashion and Apparel Design major beginning in fall 2023. Apply now to express your vision, while learning to navigate the industry.

Make clothing. For everyone.

MIAD BFA PROGRAMS:
Fashion and Apparel Design
Communication Design
Illustration
Illustration Animation Track
Interior Architecture and Design
Product Design
New Studio Practice: Fine Arts

Merit scholarships available,
apply free online!
miad.edu/applynow



MIAD Milwaukee Institute of Art & Design
273 E. Erie St.
Milwaukee, WI 53202
miad.edu

Thursday, October 26, 2023

Session G | 2:00 pm - 2:45 pm

G. 1 Standards Based Assessment - One Version of Many | Frank Korb

Room #322 RUBY RED

K-12 Seminar

Common practices are what artists of all stripes have in common. Perhaps it is planning and ideation. Maybe for others it is all about techniques. In some cases it is simply getting to the studio and just being there, making. Whatever the standards are for you as an artist or your artists in the studio, there are probably some that are universal, if not in name directly, in concept and idea. Let's take a look at how to focus on these and work with our artists to focus on what it takes to be successful as an artist.

G. 2 Introduction to TAB / Choice Based Studio | Kayla Eliasson

Room #320 CARROT ORANGE

K-12 Seminar

You will walk away from this session with a solid understanding of the Teaching for Artistic Behaviors (TAB) pedagogy, steps for implementing a choice based classroom, how to track student progress/assessment, and ways to advocate for your (new) choice based classroom.

G. 3 Aging with Clay + Grace | Connie Greany

Room #318 SUNNY YELLOW

K-12 Seminar

The best clay is the aged clay. The aged potter with a plethora of knowledge, experience and skill development is competent to fashion the clay into any form chosen. Aging is a blessing but challenging as a potter or clay teacher. Our health is personal and communal. (physical, emotional, spiritual, +intellectual) best practices will be shared.

G. 4 Arts Integration: Creative Inquiry Across Subjects | V Soria-Martinez, M Meyer, M VonBehren

Room #316 LIME

K-12 Seminar

In these moments of student disengagement and disillusion with education, the arts can infuse a fresh new look on other areas of knowledge, such as math, science, social studies and language arts. We will show how using cross-cutting concepts present in the arts and understanding how they relate with all other areas is essential to understanding and organizing learning. In this way, the arts are used as an important knowledge tool in their own right. During this session, we will discuss how creative inquiry-based art integration (Marshall, 2019) can be used along cross-cutting concepts to transform ideas into research and making through creative strategies. We will facilitate steps for implementation and organization of learning in inquiry trails, which is how learning is facilitated in a sequence of learning sessions designed so that students take ownership of their learning. This trails will be designed to incorporate binaries of goals in visual arts and another subject, and we will cover math, science, social studies and language arts. We will do so through examples of specific trials carried out in the teacher preparation classroom, as well as others designed by higher education students. Lastly, some of these (non-art education) students will also discuss how arts integration provided them with a new perspective on the arts and their value in education. This topic is highly relevant as the arts are often relegated and underfunded because they are usually seen as less important than other areas. This presentation will show how reinforcing arts integration may enhance learning and become a valuable tool to emphasize the importance of the arts. Attendants to this session will receive a selection of lessons and materials and will acquire strategies that they may be able to use in their classroom to impact student engagement, and to advocate for the arts with colleagues, administration and families.

G. 5 Sure Fire Exercises for High School Drawing | Dave Pawl & Jana Strobel

Room #314 MINT

HS Hands On

Come have fun trying out some fun drawing exercises that will be sure to get your students involved and excited! Supplies provided.

Thursday, October 26, 2023

Session G | 2:00 pm - 2:45 pm

G. 6 Easy DIY Sketchbooks | Leah Keller

Room #308 SKY BLUE

In this session we will make sketchbooks out of simple art and office supplies. Not only are the sketchbooks easy to make, they also have storage pockets!! Size and paper quality is fully customizable depending on how you want your students to use them.

G. 7 Objects as Personal History | Sarah Ozurumba

Room #306 CYAN BLUE

MS & HS Hands On

Bring in a small object or printed photograph with personal or familial meaning to make a sample project for a lesson plan Inspired by the work of contemporary, Chicago based artist, Nate Young. Based on the recently acquired work "Votive Offering" at the Milwaukee Art Museum, gain insight and ideas to create and display your personal item to express its meaning through creative construction and text.

G. 8 Make Painted Papers | Jeanne Styczinski

Room #311/313 NAUTICAL NAVY

K-12 Hands On

Hello! I'm Jeanne Styczinski a collage illustrator of six children's books. To illustrate a book, I first make painted papers. Lots and lots of painted papers. I paint over recycled newspaper and/or newsprint with brightly colored acrylic paints and use everyday objects to print patterns and or designs giving my paper a unique look. Then I use these painted papers to collage illustrations and/or art. I will demonstrate my process, come make your own painted papers or sit back and watch. Either way, I'm looking forward to seeing you!

G. 9 BRF Heart Spirits | Jen Dahl and the BRF Heart Spirits Team

Room #319 PLUM

K-12 Demonstration

This session will be a demonstration as well as you will get a small heart spirit to take back to your school. As a WAEA Grant Award Winner for 2023 this presentation will be all about how the group brought a Canadian Artist to create Heart Spirits in our small rural town. In 2022, there were 97 Indigenous women reported as missing or murdered in the state of Wisconsin. To honor their memory, our BRF Heart Spirits will be a collection of 97 hearts. Each one will be individually crafted by workshop participants. Cheryl Ring will be traveling from Canada, and will be facilitating these workshops at our high school.

G. 10 Illuminated Explosions | Susan Buss

Room #323 HOT PINK

Elem & MS Hands On

Learn how to construct an Explosion Book or Smash Book with suggested content and focus on Illuminated letters.

G. 11 Collaborative Little Monsters | Charlotte Doro and Jen Martens

Room #307 Pastel Pink

K-12 Hands On

Collaborate between Elementary and Middle grade levels and create some adorable sculpey monsters. We will begin this session by sharing our monster lesson and discussing tips and tricks of working with students collaboratively. The session will wrap up with a hands-on project of creating your own monster inspired by kindergarten and 1st graders.

G. 12 Advanced Kiln Maintenance | Tara Swartout

Fieldhouse

K-12 Hands On

Learn and discuss the more advanced repairs. Curious to know what element replacement entails? Do your bricks need some love? Ed or Tara will cover the basics of advanced kiln repairs, general theory and share their tips and tricks to help you with your repairs. Bring your questions! Hands on learning in addition with all tools provided!

G. 12 Vendor Meet N Greet

Fieldhouse

Thursday, October 26, 2023

Session H | 3:00 pm - 3:45 pm

H. 1 Creative Photography Carousel | Jeanine Kleman

Room #322 RUBY RED

HS Seminar

Participants will learn about a variety of creative lessons to use in the photography classroom to engage students in the functions of the camera. Students will learn how to problem solve through various units of study using light drawing, oil, water, glass objects, lens balls, and cream to name a few. If you are looking for fresh ideas for in class shooting assignments, this session is for you.

H. 2 AP Studio Art Portfolio Prep | Nicole Herbst

Room #320 CARROT ORANGE

HS Seminar

See how to develop an easy system to help your students organize their AP Studio Art portfolios for submission. This session will also cover what type of wording AP readers are looking for and how to reference the scoring rubric. This will help you know as an instructor how to interpret the AP progression as well as for students to take responsibility for being prepared for their final portfolio submission on time!

H. 3 When One Teacher Does the Work of Two | Tracy Rice

Room #318 SUNNY YELLOW

HS Seminar

How do we hack our jobs to succeed when we're required to do more and more, with less and less? In this seminar we'll share real, simple ideas to not just survive, but thrive and continue moving forward as professionals. Presented by a teacher with a regular workload of 900 students, 42 classes and 2 schools in a 6 day rotation with no help.

H. 4 Creating Arts Integrated Field Experiences | Mary Pleiss, Kelsey Raschke

Room #316 LIME

K-12 Seminar

At the Paine Art Center and Gardens, a historic home in Oshkosh that hosts fine art exhibitions and features three acres of botanical gardens, we are creating arts integrated field experiences with area teachers. These field experiences are deeply tied to curricular standards in visual and performing arts, language arts, science, social studies, and even math. We will explain how our partnership with the University of Wisconsin Oshkosh and area school districts has led to a collaborative relationship between museum and school educators, allowing everyone involved to think "beyond the box" of a standard one-hour field trip to create engaging, meaningful learning experiences for students.

H. 5 Arts Integration: Fun with Middle School! | Renee Schumacher and Krista Frenz

Room #314 MINT

MS Seminar

Wanting to learn how to collaborate with the other content teachers? Wanting to hear about ideas on how to integration core/arts together? Learn about what arts integration and arts enhancement is and get some concrete lesson ideas for middle school!

H. 6 Elementary Lesson Plan Exchange | Ciera Adams- Resheske and Anna Pakalske

Room #308 SKY BLUE

Elem Seminar

Bring 25 copies of your favorite lesson plan and spend this session sharing out ideas, tips and tricks. Leave the session with 25 new lessons to use with your students right away!

H. 7 Stations in Jewelry | Kelley Schmidt

Room #306 CYAN BLUE

HS Hands On

Learn how to run stations in jewelry, tips & tricks as well as have some time to create. I will be showcasing my last station set up for the semester (leather die cut earrings, quilling/dimensional magic, wool felting and shrinky dink)

H. 8 Alternative Mark Making | Shannon Cousino

Room #311/313 NAUTICAL NAVY

MS & HS Hands On

Do your students struggle with trying to be perfect in the creative process, especially when it comes to portraiture? These exercises will help everyone to loosen up as they make their mark. Bring a portrait to draw (a printout or a photo on your phone will work great) and create two different drawings using ink and charcoal...with a twist!

Thursday, October 26, 2023

Session H | 3:00 pm - 3:45 pm

H. 9 Easy ways to Prep Art for YAM | Mandy Zdrale, Sarah Fredrikson, Natalie Kotnik
Room #319 PLUM **K-12 Hands On**

Participants will enjoy some art-making time while we demystify how to submit student art to the regional Youth Art Month shows. We'll use the conference theme: Inspire, Create, Repeat to have fun with fonts and lettering, We'll use that piece of art to demonstrate different ways to prepare the work for submission in any regional show.

H. 10 How to make an Acrylic pour painting | Barbara Rihm

Room #323 HOT PINK

K-12 Demonstration

I will describe the materials needed, techniques and how to make a pour painting. I'm willing to demonstrate up to 2 different kinds of pour techniques. I will have handouts with materials needed and instructions.

H. 11 Choice: The Role & Value of Structure | Michelle Klopp, Jodi Brzezinski, Jennifer Goodnough
Room #307 Pastel Pink **K-12 Hands On**

Discover how the addition of objective criteria and peer collaboration can deepen students' learning experiences in a choice-based classroom. With some hands-on art making, participants will explore how the choice of subject and media, paired with artistic constraints can produce multiple solutions to a creative challenge.

H. 12 Vendor Meet N Greet

Fieldhouse

In the fieldhouse you will have options to not only visit with our vendors, but also to find more information about our student programs; Youth Art Month, Visual Arts Classic, and Visioneer Design Challenge. Our Retired Educators will have a hands on art opportunity for you that will be auctioned off at the end of the conference. You can also take advantage of table space to work on art, network, or socialize. Lots to see and do in this session!

Children's Picture Book Author/Illustrator Jeanne Styczinski

School Visit Programs

ARTIST-IN-RESIDENCY

Group Presentations

Classroom Visits



website: mrsjeanne.com
Instagram: [jeanne styczinski](https://www.instagram.com/jeanne_styczinski)
email: hello@mrsjeanne.com

Thursday Special Events

4:00 - 4:30pm Social Hour - East Jr High

4:30 - 5:30pm Awards Ceremony & Fellows Induction
East Jr High Theatre

6:00 - 8:00pm Makers Market
East Jr High Cafeteria

Artists selling their art!
Come ready to shop!



Friday Special Event

6:00 - 7:00am "Running with Scissors"
Annual 5k Fun Run/Walk
Meet in the Hotel Mead Lobby



WAEA 2023

Awardees & Fellows



Tasha Newton
EDUCATOR OF THE YEAR



Kelly Kokko-Ludemann
ELEMENTARY



Marty Yohn
MIDDLE



Danielle Arneson
SECONDARY



Susan Buss
PRIVATE



Lynn Molenda
RETIRED



Kim Cosier
HIGHER ED



Alli Chase
CONCERNED CITIZEN



Black River Falls HS
JAMES A. SCHWALBACH
AWARD



Dr. Julie Palkowski
DISTINGUISHED SERVICE



Stephen Loftus
2023 FELLOW



Lynn Jermal
2023 FELLOW



Kathryn Rulien Bareis
2023 FELLOW



Rochelle Robkin
2023 FELLOW

Friday, October 27, 2023

Session J | 8:00 am - 8:45am

J. 1 Living with Modern Design | Todd McGill, Julie Davis, Whitney Meredith, Heather Havens
Room #322 RUBY RED **MS & HS Hands On**

To say that something has a Modern Design evokes images of an unconventional, minimal look. Modernism is far more than a style or aesthetic. Fueled by technology, economics, and social change, Modern Design transformed the last century and continues its influence today. In this Blick workshop, participants will begin by reviewing principles and highlights in mid-century modernism. Then, using a variety of construction materials, participants will design a small piece of furniture for a manikin "customer", keeping functionality and originality as primary goals.

J. 2 Building a Strong Art Program | Angie Hamele Szabo
Room #320 CARROT ORANGE **K-12 Seminar**

How do you create a strong art program that is celebrated in your district and community? Why is this important work? We will discuss a variety of ways to build community, district, family, student, and staff support for your art program. Additionally we will problem solve common roadblocks in this work. The benefits of this work can transform programs and communities and are incredibly beneficial to our students and their art experience.

J. 3 Three Cheers for the First Year | Beth Dobberstein
Room #318 SUNNY YELLOW **Pre Service Seminar**

Tips and advice for pre-service and first year teachers. The presenter will share tips for classroom management, advocating for your program, planning a supply budget and more.

J. 4 Equity, Diversity, and Inclusion Practices for the Art Room | Renee Schumacher
Room #316 LIME **K-12 Seminar**

New to ED&I? Wanting to learn more about how best to do ED&I practices in your classroom? Learn about what ED&I is and some quick Universal Design changes you can make to teach with ED&I in mind. This is suitable for all grades levels, including post secondary. Come to build your competence and confidence in ED&I.

J. 5 Growing your Art Club's Influence | Carrie Schmidt
Room #314 MINT **MS & HS Seminar**

Want to grow your Art Club and give members unique art-related service opportunities? In this presentation hear ways to motivate students to bring art experiences to your school and community. Walk through the process of organizing and planning events from 30 participants to over 130. Share from your own art ventures, ask questions and plan and brainstorm new ways of taking art experiences beyond your class walls to your community.

J.6 WEAVING BASICS - COLOR and PATTERN | Hello Loom
Room #308 SKY BLUE **K-12 Demonstration**

Learn how to weave using a small hand held loom! You will learn how to weave with multiple colors, explore patterns, and create a fun and colorful woven creation! We will begin with a quick paper weaving to learn new patterns including plain weave, several twills, and basket weave. Students will learn the definition of warp and weft and how patterns are used to make the weaving balanced, warp faced, or weft faced. These patterns are used often in floor loom weaving and once you weave them you will notice them all around you in woven garments and upholstery fabrics. Ultimately students are encouraged to play with pattern and color to see what combinations they can invent!

J. 7 Paper Strip Kente Weaving | Jen Deaton - United Art & Education
Room #306 CYAN BLUE **Elem Hands On**

Explore color theory, geometric designs and learn about the rich history of Kente cloth while making a Kente-cloth inspired paper weaving. An ideal multicultural project for elementary - middle grades.

Friday, October 27, 2023

Session J | 8:00 am - 8:45am

J. 8 Glue & fabric resist: You don't want to miss! | Renee Gavigan

Room #311/313 NAUTICAL NAVY

K-12 Demonstration

Looking for a new way to incorporate fibers into your art room? Come and learn about how to use glue to create a resist on fabric. This technique is inspired by batik and can be incorporated into your curriculum K-12. Explore how this simple yet effective technique can be used as an individual project or combined to make a collaborative quilt! Demonstrations will be done during this session.

J. 9 Let's Get Plastered! | Keisha Casiano

Room #319 PLUM

Elem Hands On

Join Keisha, who went viral on Instagram with her growth mindset planters, as she shares tips and tricks for incorporating plaster projects into the elementary classroom. Latex allergy warning- balloons will be used.

J. 10 Sketchbook Art Journal Creations | Nicole Herbst

Room #323 HOT PINK

HS Hands On

Enjoy being the student as we walk through a "Sketchbook Art Journal" Lesson. This "follow along" experience will offer the thought process as a participant as well as from an instructor's perspective. Note: This is from a class recently created to focus solely on using a Sketchbook Art Journal as a tool to explore 2D media and personal layout creations.

J. 11 How to Make a Picture Book | Jeanne Styczinski

Room #307 Pastel Pink

K-12 Demonstration

Have you ever thought about writing and illustrating a children's picture book? If so, this session is for you. Hi, I'm Jeanne Styczinski, author, and illustrator of 6 children's picture books. I'll talk about how to move a picture book from blank page to print and show you how I use painted papers to collage my illustrations. You can use this information to create a book with your students or use this information to create your own children's book. At the end we'll have a little fun and collage together.

J. 12 Vendor Meet N Greet

Fieldhouse

In the fieldhouse you will have options to not only visit with our vendors, but also to find more information about our student programs; Youth Art Month, Visual Arts Classic, and Visioneer Design Challenge. Our Retired Educators will have a hands on art opportunity for you that will be auctioned off at the end of the conference. You can also take advantage of table space to work on art, network, or socialize. Lots to see and do in this session!



ART PAINT

- Great for: art, craft, school, decoration
- Works up easily with a few drops of water and a brush
- Pans hold 10 grams of paint
- Available in Sets of 3, 6, 9 or 15
- Standard colors, Fluorescent, Metallic

 **Jack Richeson**
FINE ART MATERIALS

800.233.2404 richesonart.com

Friday, October 27, 2023

Session K | 9:00 am - 9:45am

K.1 What Does an ED&I Classroom Look Like Today? | Frank Juárez and Dannielle Arneson

Room #322 RUBY RED

K-12 Seminar

In this seminar, two secondary art teachers will share their journey and successes in developing a welcoming environment via Equity, Diversity, and Inclusion instructional strategies, curriculum development, inquiry-based questioning, and resources. Art teachers will leave with a snapshot of how E, D, & I can be applied to their curriculum, teaching practice, and classroom.

K.2 Assessment with Student Portfolios | Kaitlyn Heintz

Room #320 CARROT ORANGE

MS & HS Seminar

In my classroom, the finished work of art is just the happy by-product of persevering through artistic challenges. Only assessing the finished art project does not represent the full scope of a student's growth. In my presentation, I will discuss how the use of online art portfolios, reflections, and standards based grading have shifted the focus to student growth and confidence rather than just natural skill in art class. By doing so, more students are building their skills and finding their creative confidence by embracing the journey rather than just the destination of art-making. I will also discuss how the use of online portfolios have helped with classroom management, parent/admin communication, and grading records. ***Participants are encouraged to bring their own devices and will have time to explore setting up portfolios.***

K.3 Inspiring the Next Generation | Ann Carlisle and preservice art education students

Room #318 SUNNY YELLOW

HS Seminar

The future of ART in K-12 schools starts with YOU! Preservice Art Education Students from UW-Stout share their journeys and best practices to encourage your students to become the next generation of art teachers.

K.4 Restorative storytelling | Jill Engel & Jasmine Nichols & Shana Lucas

Room #316 LIME

HS Hands On

In this session, participants will explore multilayered approaches to creating spaces where students learn to develop their personal voice across the curriculum through narrative writing, artmaking, and podcasting. Participants will learn about podcasting platforms, storytelling and artmaking as a resource for collecting student voices through a restorative lens. Both new and seasoned art educators will learn how to showcase student work through a variety of social platforms and art media.

K.5 Felted Landscapes | Suzanne Imhoff

Room #314 MINT

MS & HS Hands On

This presentation will be a hands on, make and take demonstration of flat felting using a landscape picture that the participant has taken themselves. Take a sunset, mountain scape, or any other landscape picture and turn it into a beautiful felted impressionist style piece of artwork. Participants will learn to create a flat felted piece of artwork inspired from a landscape.

K.6 Supersized t-Shirt Weaving | Jen Martens

Room #308 SKY BLUE

Have you ever created a potholder using those fabric loops as a kid? In this session, you will be able to make one in super size using recycled t-shirts. When you leave this class you will have all the information you need to weave giant creations with your class.

K.7 How to use that Laser cutter in your classroom | Jessica Michels & Andrea Worthey

Room #306 CYAN BLUE

MS & HS Demonstration

Come and learn how to use a laser cutter to enhance many areas of the art room. Laser cutting can be used with Ceramics, Metals, Mixed Media, Sculpture, Photography, Printmaking and much more!

Friday, October 27, 2023

Session K | 9:00 am - 9:45am

K.8 Homemade Gel Plate Printmaking | Kayla Eliasson

Room #311/313 NAUTICAL NAVY

K-12 Hands On

Are you curious about gel plate printing but your budget doesn't allow for name brand gel plates? Are you looking for a STEAM idea? If so, this hands on studio session is for you! You will learn how to create your own gel plates with simple materials and have time to experiment with pre-made plates that you get to keep. This lesson was used for a summer school printmaking class and can easily be adapted for use in your art classroom, for a STEAM event, or for your personal art studio.

K.9 Classroom Comic Book Creation | Tracy Rice

Room #319 PLUM

MS & HS Hands On

Twenty years before the metaverse was common knowledge, Meta and Morphis roamed the space ways in search of adventure. Join me in creating a group comic book where each student has full control of their page and everyone gets a copy of the completed comic. We'll cover story development, layout, inking, printing (copiers are our friends), and assembly. No prior experience or big comic collections necessary.

K.10 Fiber + Jewelry = Fun! | Natasha Lewis

Room #323 HOT PINK

K-12 Hands On

Natasha Lehrer Lewis, of Esther's Place, shares ideas, samples and inspiration for three jewelry projects that use fiber art techniques and you will create a pair of earrings/ or keyring in class! These concepts can be used with a variety of age groups and skill levels.

K.11 Craft Corner Deathmatch | Leah Keller & Jessica Matteson

Room #307 Pastel Pink

K-12 Demonstration

Based on the game show of the same name which aired on the Style Network in the early 2000's, come and participate as a contestant, judge or audience member of the Craft Corner Deathmatch. We will recreate an episode of this fast paced game show complete with fabulous prizes and the winner of two rounds of crafting going up against the Craft Lady of Steel! This ridiculously campy game show can be modified and repeated in classrooms, but I encourage you to come, play, and just have fun!

K.12 Vendor Meet N Greet

Fieldhouse




Friday, October 27, 2023

Session L | 10:00 am - 10:45am

Divisional PLC Breakouts

Connect with your professional learning community to listen, learn, and discuss

- | | | |
|--------------|---|-----------------------------|
| L. 7 | Divisional Breakouts RETIRED/PRESERVICE | Room #306 CYAN BLUE |
| L. 8 | Divisional Breakouts PRIVATE SCHOOL | Room #311/313 NAUTICAL NAVY |
| L. 9 | Divisional Breakouts MIDDLE SCHOOL | Room #319 PLUM |
| L. 10 | Divisional Breakouts MUSEUM | Room #323 HOT PINK |
| L. 11 | Divisional Breakouts HIGHER ED | Room #307 Pastel Pink |
| L. 13 | Divisional Breakouts HIGH SCHOOL | Cafeteria |
| L. 14 | Divisional Breakouts ELEMENTARY | Little Theater |
| L. 12 | Vendor Meet N Greet | Fieldhouse |



Friday, October 27, 2023

Session M | 11:00 am - 11:45am

M. 14 Keynote | Laura Lohmann

Little Theater

M.13 Lunch- Food Trucks

Cafeteria

M.12 Vendor Meet N Greet

Fieldhouse



● keynote ●
**Laura
Lohmann**

*Painted Paper Art
&
"Mini Masterpieces"*

Friday, October 27, 2023

Session N | 12:00 am - 12:45am

N. 14 Keynote | Laura Lohmann

Little Theater

N.13 Lunch- Food Trucks

Cafeteria

N.12 Vendor Meet N Greet

Fieldhouse

Friday, October 27, 2023

Session 0 | 1:00 pm - 1:45 pm

O. 1 Teaching Contemporary Asian Art and Culture | JaeHan Bae

Room #322 RUBY RED

K-12 Seminar

This session introduces a key resource for art educators, a book titled "Teaching Contemporary Asian Art and Culture." Designed for K-12 teachers, this guidebook is aimed at integrating contemporary Asian art into their curriculum. It equips educators with innovative teaching strategies and an understanding of various art mediums and practices within modern Asian culture. The book also provides insight into the historical and cultural contexts influencing these artistic expressions. Its blend of practical ideas, cultural knowledge, and artistic profiles makes it an invaluable tool for educators aiming to enrich their teaching and broaden students' understanding of the global art landscape.

O. 2 Art Education in the Age of AI | Mary Hoefflerle

Room #320 CARROT ORANGE

K-12 Seminar

In this session, we delve into the integration of artificial intelligence (AI) in art education, exploring its impact on definitions of creativity, copyright concerns, and its role as a tool in lesson planning and art-making processes. Join us as we investigate the potential of AI-powered platforms like ChatGPT, DALL-E2, and Night Cafe, and engage in a dynamic discussion on their implications for the art classroom.

O. 3 Visioneers Design Challenge | Sara Naatz and Katrina Harms

Room #318 SUNNY YELLOW

MS & HS Seminar

The Visioneer Design Challenge is a unique, one-of-a kind, statewide learning program and competition for middle school and high school students interested in design arts and connecting with professional designers. Challenges have been developed by professional designers who currently work and have careers in design fields. These challenges cover design in everyday things, design of spaces and places, design for communication and information and design for human interaction. This program may connect directly to your school district's goal of preparing students for post-secondary readiness. Some examples of design areas since the program's launch have included: Architecture, Animation, Digital Photography, Exhibit Design, Fashion Marketing, Game Design, Graphic Design, Illustration, Interior Design, Point-of-Purchase Design, Product Design, Urban Planning, Video Production and Web Design.

O. 4 Disability Identity Through Art | Rizzie Fisher

Room #316 LIME

K-12 Seminar

In this presentation, the participants will be examining strategies that help students with disabilities increase their understanding of self and identity. The presentation focuses collaboratively on student voice, disability, and art. The participants will ask themselves how they perceive disability in art classrooms and find solutions together to better their understanding of building identity in students.

O. 5 Mini Plushies & Sewing Tips | Mandy Culver, Susie Belzer, Sarah Krajewski

Room #314 MINT

K-12 Hands On

Join us for a hands on learning experience designing and sewing mini plushies! These can be made into pins, magnets or just for kids to collect. We'll explore some helpful tips and tricks to use in the classroom when sewing and share past projects.

O. 6 Quilling for a Growth Mindset (part 1 - this is a 2 hour session) | Tasha Newton

Room #308 SKY BLUE

MS & HS Hands On

Participants will walk away with three paper-quilling lessons from lower elementary to high school and will get to create a paper-quilled silhouette. This unit is the first project for my high school "Art of Craft" class and focuses on the basics of paper quilling and the concepts of a growth mindset. Sit back and relax while you create your very own silhouette. Please bring a 4X6 profile image of a loved one can be human or animal

Friday, October 27, 2023

Session 0 | 1:00 pm - 1:45 pm

O. 7 Punch and Loop Tapestry | Todd McGill, Julie Davis, Whitney Meredith, Heather Havens
Room #306 CYAN BLUE **MS & HS Hands On**

Join this Blick Art Materials workshop to explore punch needle techniques – a quick, simple way to create a woven tapestry. Create a tapestry inspired by the geometric textiles of Sophie Taeuber-Arp. Participants will first sketch their designs in opaque watercolor onto Roylco Paper Mesh. Loops of yarn can then be “punched” through the mesh. The process allows for greater textural variation than traditional weaving. And, once you get the hang of the process, it moves along much more quickly than weaving!

O. 8 Art Mixology -Mixed Media One Sheet | Kris Bakke

Room #311/313 NAUTICAL NAVY

K-12 Hands On

This is mixed media at its core. Learn about brushes, art materials and hands on mixed media art on one sheet of paper. This is a full contact workshop. Be ready to share ideas, learn new things, and create a one sheet wonder.

O. 9 Easy DIY Sketchbooks | Leah Keller

Room #319 PLUM

K-12 Hands On

In this session we will make sketchbooks out of simple art and office supplies. Not only are the sketchbooks easy to make, they also have storage pockets!! Size and paper quality is fully customizable depending on how you want your students to use them.

O. 10 Pop Art Printmaking | Suzanne Imhoff

Room #323 HOT PINK

MS & HS Hands On

This presentation will be a hands on, make and take demonstration of linoleum printmaking using Pop Art artists and Pop Culture as inspirations. Using the inspirations of Pop Artist and Pop Culture, participants will create a mini linoleum block. Blocks will be printed using tempera paint and printing ink. You will leave with a mini version Pop Art print, carved lino block, lesson plan and tips sheet.

O. 11 Lines & Colors & Shapes...Oh My! | Shannon Cousino

Room #307 Pastel Pink

MS & HS Hands On

This “first day of class” project has been SO helpful for my Intro to Art students as they try to loosen up and get over their fear of the blank page, while learning about some basic elements and principles of design. It also works as a great ice-breaker! Create a collaborative chalk pastel mural with fellow attendees and let’s see where those lines take you!

O. 12 Vendor Meet N Greet

Fieldhouse

In the fieldhouse you will have options to not only visit with our vendors, but also to find more information about our student programs; Youth Art Month, Visual Arts Classic, and Visioneer Design Challenge. Our Retired Educators will have a hands on art opportunity for you that will be auctioned off at the end of the conference. You can also take advantage of table space to work on art, network, or socialize. Lots to see and do in this session!

Friday, October 27, 2023

Session P | 2:00 pm - 2:45 pm

P. 1 Authentic Student Art & How to Teach For It | Bridget Kudrle

Room #322 RUBY RED

K-12 Seminar

What does authentic student artwork actually look like in a TAB or choice-based art classroom? Whether you are new or an experienced TAB or choice-based art educator, it is crucial you understand the stages of childhood development when designing instructional content and assessments. In this session we'll dive into child aesthetics and how to teach for authentic student expression.

P. 2 Arts Accessibility Extends Further Than The Classroom | Shawna Barnes

Room #320 CARROT ORANGE

K-12 Seminar

Accessibility and inclusion is more than just what you do in the classroom. Every art teacher I know also has a public website and many have public pages on a variety of social media platforms. Did you know that accessibility extends to your website as well? Digital Accessibility and creative arts access are both passions of mine. I believe every person of every ability should have access to the amazing catharsis art provides. In this seminar I explain how digital accessibility affects you not only as an educator but as an artist as well.

P. 3 Wisconsin Arts Celebration Project | Chris Gleason, Jenni Handrick, Harry Kellogg

Room #318 SUNNY YELLOW

K-12 Seminar

In celebration of the Wisconsin Arts Board's 50th Anniversary, an unique, cross-disciplinary project has been created and made available for free to all Wisconsin schools and libraries. The Wisconsin Arts Celebration Project uses a poem crafted by a Wisconsin poet as its core and transforms it into a 2D painting, media artwork, dance, theater activity, and musical composition for band, choir, and orchestra. Lesson plans have been created for all age levels based on the content and theme by outstanding Wisconsin Arts Educators. Join Chris to learn more about this project as well as a number of other projects taking place at DPI this year.

P. 4 Incorporating Contemporary Themes into Art Curriculum | Dannielle Arneson & Xoe Fiss

Room #316 LIME

MS & HS Seminar

Looking for ways to transform your conventional art studies into a more relevant exploration of contemporary themes with diverse perspectives? Join a high school art teacher and museum educator as they discuss strategies for using weekly conversations, accompanied by guided sketchbook prompts, as an efficient and sustainable method to enhance student engagement while diving deeper into current culturally responsive topics. Participants will leave the session with resources and tangible ideas to bring directly to their current curriculum.

P. 5 The Science of Art: Arts Integration with Science! | Renee Schumacher & Stacey Markon

Room #314 MINT

MS & HS Demonstration

Come and learn about an incredible collaboration between a veteran high school science teacher and the arts coordinator! We will go over the arts integrated curriculum with high school chemistry and physical science. Learn just how easy it is to bring science alive with art with a hands-on activity pulled right from the curriculum. Applicable to middle and high school teachers.

P. 6 Quilling for a Growth Mindset (part 2) | Tasha Newton

Room #308 SKY BLUE

MS & HS Hands On

Participants will walk away with three paper-quilling lessons from lower elementary to high school and will get to create a paper-quilled silhouette. This unit is the first project for my high school "Art of Craft" class and focuses on the basics of paper quilling and the concepts of a growth mindset. Sit back and relax while you create your very own silhouette. Please bring a 4X6 profile image of a loved one can be human or animal

Friday, October 27, 2023

Session P | 2:00 pm - 2:45 pm

P. 7 Sticking with Art and Social Studies | Krista Frenz

Room #306 CYAN BLUE

K-12 Hands On

Have a water bottle? Wanna be as cool as the students you teach? This session will do a quick walk through of an Art and Social Studies integration lesson followed by you creating your own stickers!

P. 8 Mixed Media Baby Pterodactyls | Tracy Rice

Room #311/313 NAUTICAL NAVY

Elem Hands On

Introduce kids to making sculpture with found materials using simple stuff for the low, low cost of free or pretty close. When done, kids will have a silly, floppy, flappy pterodactyl and never look at paper towels, yarn or masking tape the same way again.

P. 9 Let's Get Social! | Keisha Casiano

Room #319 PLUM

K-12 Seminar

Learn how to become an art teacher influencer! We will be sharing tips and tricks on how to grow and how to create post/videos on Instagram and support one another through social media platforms!

P. 10 Sci-Fi Makeup in the Photography Classroom | Jen Dahl

Room #323 HOT PINK

HS Hands On

Trigger warning!!! Come and create some gross wounds, bandaged body parts, stiches and staples and really deep bruises. We will be using makeup, honey and more! I have never had high school kids so engaged in anything. Even if you never teach this lesson you will be ready for Halloween! Special FX makeup, or special effects makeup, is any makeup that creates an illusion or non-traditional look. Some examples of special FX makeup are old-age makeup, non-human creatures (ex. animals, zombies), or injuries. Furthermore, using special FX makeup can make someone look like something they are not.

P. 11 Incorporating Movement into the Art Classroom | Chell Parkins

Room #307 Pastel Pink

K-12 Seminar

This hands-on workshop encourages participants to break free from conventional teaching methods and embrace the power of movement to enhance creativity, self-expression, and learning outcomes. Attendees will gain practical tools and strategies to integrate movement seamlessly into their art curriculum, tailoring the approach to suit different age groups and skill levels. This workshop promises to invigorate art classrooms, promoting a dynamic and holistic learning experience that encourages students to embrace their creativity with the power of movement.

P. 12 Vendor Meet N Greet

Fieldhouse


Wrap Up Party & Raffle

3:00 pm

Raffle tickets will be available to purchase throughout the conference: \$1 each | \$5 for 7 OR Wingspan for \$20. All proceeds go towards WAEA sponsored events such as Youth Art Month, Visual Arts Classic and Visioneer Design Challenge. Raffle drawing will be on Friday October 27th at 3:00 pm in the Cafeteria.

***You must be present to win!**

Prizes and baskets donated by the WAEA Board Members & Vendors & Sponsors.



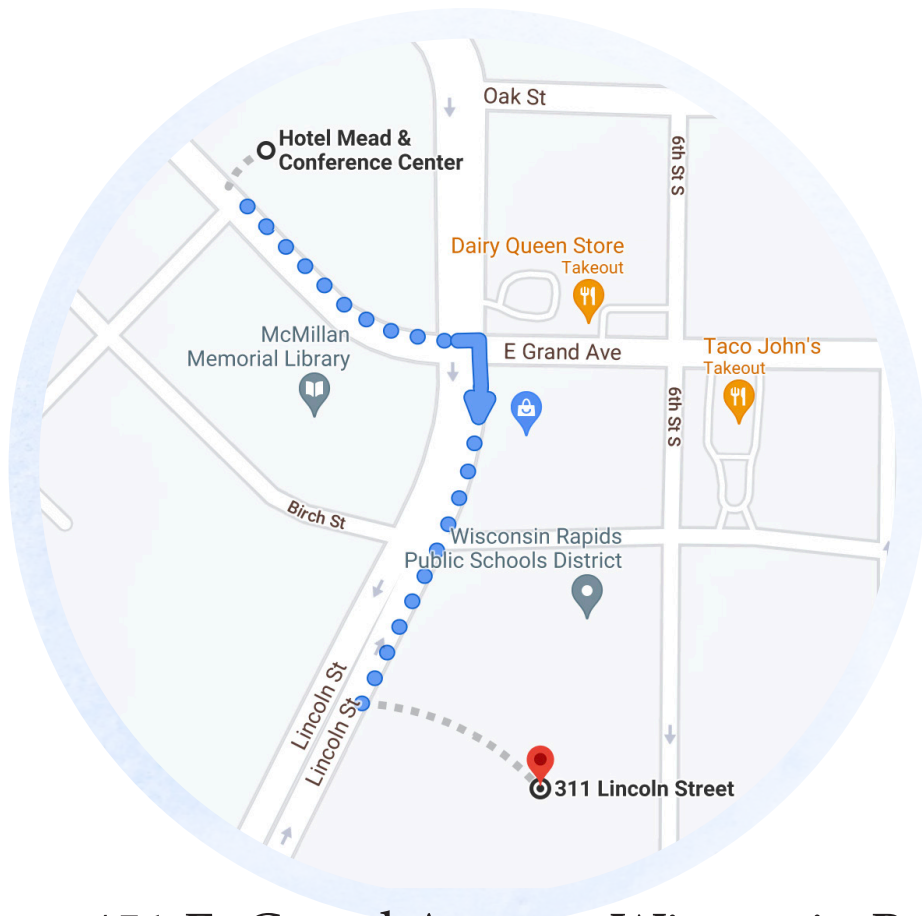


HOTEL MEAD

& Conference Center

Standard room rate: \$90

Mention that you are with the Wisconsin Art
Education Association Conference!



Only a 4min
walk from
Hotel Mead to
East Jr. High!

451 E. Grand Avenue, Wisconsin Rapids, WI 54494
(715) 423-1500 <https://www.hotelmead.com/>

*Your place for
all the*

FIBER ARTS

SUPPLIES WITH TEACHER DISCOUNTS

VIDEO TUTORIALS

PROFESSIONAL DEVELOPMENT

ARTIST IN RESIDENCE PROJECTS

CURRICULUM IDEAS

CLASSES



WWW.ESTHERSPLACEFIBERS.COM

Life is messy.

#weneedyou

@royallangnickelclassroom

royalbrush.com



Create more. Save more.



Huge selection of top brands and kits

BROAD LINE
MARKERS
CLASSPACK

16 ASSORTED COLORS
• RED • BLUE • TURQUOISE • ORANGE
• GREEN • YELLOW • PURPLE • PINK
• BROWN • BLACK • WHITE
Plus 12 extra caps!

CRAYOLA
CRAYONS
16

ELMER'S
SCHOOL
GLUE

You could qualify for **20% off!** Reach out to us today.



nascoeducation.com
1.800.558.9595

High-quality,
budget-friendly
options




Free lesson planning
and PD resources



**CONTINENTAL CREATES CLAY
CLAY ARTISTS CREATE ART
ART CREATES BEAUTY
BEAUTY CAN BE DANGEROUS
CREATE BEAUTY RESPONSIBLY**

RETAIL STORE:
35W AND STINSON BLVD NE
MINNEAPOLIS, MN 55413
612.331.9332 OR 800.432.CLAY
WWW.CONTINENTALCLAY.COM





Experience Art

FIRST EDITION By Marilyn G. Stewart

 **PRINT + DIGITAL**

Give students artmaking experiences that illustrate the significance of art and visual culture in their lives. Designed specifically to help all students express their ideas and feelings through art, *Experience Art* is the most relevant resource available for middle school art rooms!

Theme-Based Learning

Unit themes such as Identity underscore the relevance of art.

Essential Questions

Content organized around Essential Questions helps students connect learning to their lives.

Process-Based Studios

A wide range of dynamic studio experiences foster divergent outcomes.

Choice

Studio experiences offering choices empower students to take ownership of their learning.

Learn more about this exciting new program at DavisArt.com/ExperienceArt.

Contact your local representative, **Gabriel Flynn**, at **651-303-3460**, or email GFlynn@DavisArt.com.

Committed to Art Educators Since 1901

DavisArt.com

800.533.2847

ContactUs@DavisArt.com



ADAPTIVE ARTS EDUCATOR CERTIFICATE

Expand your skills in therapeutic art practices and grow your abilities to create lessons that meet learners' exceptional needs effectively, creatively and compassionately throughout the K-12 community!

This flexible post-baccalaureate certificate program is designed to help you expand your teaching skills to aid in the growth of your students social, emotional, cognitive and physical needs within the arts.



**ALVERNO
COLLEGE**
ESTABLISHED 1887



MEET THE BOARD



PRESIDENT
Beth Dobberstein
waeapresident@gmail.com



PRESIDENT ELECT
Justin Mane
waeapresidentelect@gmail.com



PAST PRESIDENT
Leah Keller
waeapastpresident@gmail.com



SECRETARY
Jen Martens
waeasecretary@gmail.com



TREASURER
Dani Graf
waeatreasurer@gmail.com



ADVOCACY
Jennifer Handrick
waeadvocacy1@gmail.com



EDITOR
Jana Strobel
waeaeeditor@gmail.com



WEBMASTER
Kaitlynn Radloff
waeawebmaster@gmail.com



MEMBERSHIP CHAIR
Charlotte Doro
waeamembership@gmail.com



ELEMENTARY DIV REP
Ciera Adams-Resheske
waeaelementaryrep@gmail.com



MIDDLE SCHOOL DIV REP
Kayla Eliasson
waeamiddleschoolrep@gmail.com



SECONDARY DIV REP
Jessica Matteson
waeasecondaryrep@gmail.com



HIGHER ED DIV REP
Verónica Soria-Martínez
waeahigheredrep@gmail.com



PRIVATE SCHOOLS REP
Anna Pakalske
waeaprivateschool@gmail.com



STUDENT REP
Quanyi Zhao
waeartedstudentrep1@gmail.com



ED&I COORDINATOR
Renee Schumacher
waeaed1@gmail.com



ED&I COORDINATOR
Justin Markgraf
waeaed2@gmail.com



ADAPTIVE ART REP
Jeni Maly
waeadaptiveart@gmail.com



MUSEUM DIV REP
Xoe Fiss
waeamuseumrep@gmail.com



RETIRED REP
Faye Barber-Schmul
waearetiredrep1@gmail.com



YAM CHAIR
Jen Dahl
waeayam1@gmail.com



SOUTH EAST VP
Natalie Kotnik
waeasoutheast@gmail.com



SOUTH WEST VP
Mandy Zdrale
waeasouthwest1@gmail.com



NORTH CENTRAL VPs
Jill Fortin & Justin Markgraf
waeanorthcentralvp@gmail.com



NORTH EAST VPs
Nicole Sorensen Herbst & Megan Jain
vpnewaea@gmail.com



NORTH WEST VPs
Sarah Fredrikson
waeanwvp2@gmail.com



WEST CENTRAL VP
Quenten Brown
waeawcvp@gmail.com



VAC STATE CHAIRS
Dave Pawl & Doua Vue
waeavac@gmail.com



VISIONEERS REPS
Kathryn Rulein Bareis & Johanna Peterson
waeavdc@gmail.com

EVENTS

---- 2023 ----

SEPTEMBER 1
Potawatomi Grant Due

SEPTEMBER 7
Annual Educator Back-to-School
Night at the Art Preserve
Sheboygan, WI 53081

OCTOBER 25 - 27
WAEA Fall Conference:
Inspire, Create, Repeat
Wisconsin Rapids, WI

NOVEMBER 11
John Michael Kohler Art Center
Teacher Recharge

DECEMBER 1
Hunziker Grant Deadline
Potawatomi Grant Due
YAM Flag Entries Due

---- 2024 ----

JANUARY 15
VAC registration Deadline
Art Times Articles Due

FEBRUARY 14
Visioneers Registration Deadline

MARCH 2
YAM Set up
East Towne Mall, Madison, WI

MARCH 22
YAM Celebration
East Towne Mall, Madison, WI
from 12-1pm

MARCH 25
State Visual Arts Classic (VAC)

APRIL 26
Visioneer Design Challenge
"We are One: Embracing Diversity"
UW-M Peck School of Design, Milwaukee, WI

WHO ARE WE?

OUR MISSION

The mission of the Wisconsin Art Education Association is to promote excellence in visual art and design education for all students by:

- Providing professional growth opportunities for visual art and design teachers.
- Showcasing student talents and abilities supporting art and design as academic core disciplines.
- Communicating with other art and design organizations.
- Offering lifelong learning opportunities acting on vital art and design education issues.

OUR VISION

In the decade ahead, we envision:

- An organization that lives out the values expressed in our Mission Statement, seeking and valuing contributions from each member.
- Most art educators in the state of Wisconsin will be WAEA members.
- Members for whom the art of teaching is the first priority.
- An organization which is diverse culturally, ethnically, and economically.
- Programs aimed at developing the whole person and promoting creative, intellectual and emotional growth.
- New partnerships with arts organizations, institutions and businesses.
- Fiscal resources which keep the organization financially strong.
- WAEA will sponsor travel and trips in the United States and abroad.
- The Visual Arts Classic will become a national model.



wisconsin *art education* association



JOIN US
@WIARTED



FOLLOW US
@WAEAWEBMASTER



WIARTED.ORG